



POSTAL BOOK PACKAGE 2025

ELECTRONICS ENGINEERING

.....

CONVENTIONAL Practice Sets

CONTENTS

MATERIALS SCIENCE

1. Introduction to Engineering Materials	2 - 5
2. Dielectric Properties of Materials	6 - 17
3. Magnetic Properties of Materials	18 - 28
4. Conductive Materials & Superconductor	29 - 46
5. Semiconductor Materials	47 - 57
6. Miscellaneous	58 - 64

Introduction to Engineering Materials

Q1 Discuss the difference in covalent bonding in carbon as:

- (i) diamond (ii) graphite

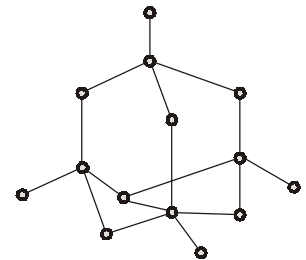
Solution:

(i) **Covalent bonding of Carbon in diamond:**

In diamond, every carbon atom bonds with four other adjoining atoms in a continuous network. No electrons are left unbonded. This results in very strong bonds between carbon atoms and is responsible for the great hardness of diamonds and their clear colourless appearance. Their great density bends light more than other crystals do making their appearance so spectacular.

Valence electrons of carbon atoms in diamonds are bonded to 4 electrons in **Tetrahedral arrangement**. The covalent bond is very strong, this makes diamonds have high melting points, the covalent bond in three dimensional structure causes diamond to become the hardest material.

The bonding of electrons, diamonds have tetrahedral shaped structures. Tetrahedral is one of the strongest structures. Diamond forces more carbon atoms into a smaller denser package. Since there are no free electrons to wander through the structure, diamonds are excellent insulators. The brilliance and fire of cut diamonds is due to a very high index of refraction (2.42) and the strong dispersion of light, properties which are related to the structure of diamonds.



(ii) **Covalent bonding of Carbon in Graphite:**

In graphite, each carbon atom shares electrons with only three neighbouring carbon atoms, leaving the fourth electron relatively free to roam around from one carbon atom to another, in much the same way as metals do. The carbon atoms form a network consisting of layers of interconnected carbons able to slide against each other making in a pencil. Unlike diamond, graphite is soft, pitch black in colour, and conducts electricity due to the free roaming valence electrons.

Valence electrons of graphite are only bonded to 3 valence electrons, so the covalent bond in hexagonal ring. Graphite is softer than diamond because they are held by weak intermolecular force. Graphite sheet like array of carbon atoms joined with minimal pressure.

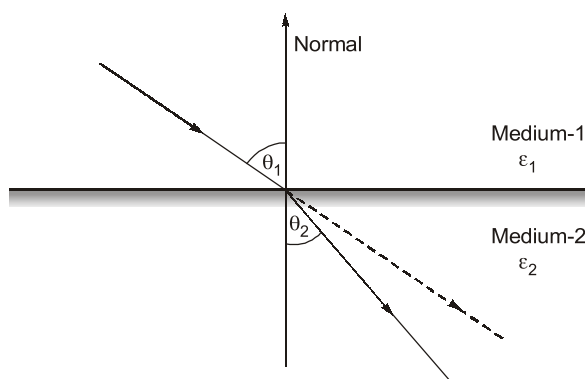
Q2 (a) What is the value of directional bond angle in diamond and also write the coordination number of diamond cubic structure?

- (b) An electric field in a medium having relative permittivity '7' is passed into medium of relative permittivity of '2'. If \vec{E} makes an angle of 60° with the boundary normal then what angle does the field make with normal in the second medium?

Solution:

- (a) As we know that diamond structure has sp^3 hybrid covalent bond and each of its atom has four bonds. The directional bond angle in diamond structure is 109.5° . There are tetrahedral coordination of carbon atoms, hence the coordination number of diamond cubic structure is **Four (4)**.

(b) According to the question we have,



Given that, $\epsilon_1 = 7$, $\epsilon_2 = 2$, $\theta_1 = 60^\circ$ and $\theta_2 = ?$

From the law of refraction of \vec{E} lines of forces across a boundary we get,

$$\frac{\tan \theta_1}{\tan \theta_2} = \frac{\epsilon_1}{\epsilon_2}$$

or
$$\frac{\tan 60^\circ}{\tan \theta_2} = \frac{7}{2} = 3.5$$

or
$$\tan \theta_2 = \frac{1.732}{3.5}$$

or
$$\theta_2 = \tan^{-1}(0.4948) = 26.32^\circ$$

$\therefore \vec{E}$ makes an angle 26.32° with normal in the second medium.

Q3 Discuss about primary bonding and secondary bonding.

Solution:

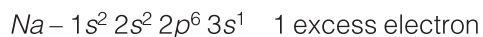
Primary bonds are of three types:

- (i) Ionic (ii) Covalent (iii) Metallic

(i) **Ionic:** It is developed between two atoms where one atom has low ionisation energy and the other has high electron affinity. The atoms exchange electrons to become oppositely charged ions and consequently develop a strong electrostatic force.

Therefore, ionic bond is an electrostatic force of attraction between two oppositely charged ions formed by the process of electron transfer between the related atoms.

Example:



(ii) **Covalent bonds:** When two similar atoms share equal electrons, the bond between them is known as a covalent bonds. As these electrons circulate between the atoms, they spend more time between the atoms than elsewhere which produces an electric force.

These bonds are strong and directional in nature.

These are of three types:

- (a) Sigma bond (b) Pi-bond (c) Hybrid bond

(iii) **Metallic bonds:** In a metal, free electrons are present in a very large number and they behave like electron gas. The interaction between electron gas and the positive metal ions leads to a strong cohesive force and

give rise to metallic bond. The presence of such free electrons in a metal account nicely. For the high electrical and thermal conductivities, heat capacity surface lustre and other unique properties. Also these electrons never move inside a metal or in any solid with total freedom. All of them are influenced, to some extent by the other particles present inside and when their presence is taken into consideration.

Secondary Bonds: As compared to primary bonds, secondary bonds are weak. The driving force arises due to the attraction of electric dipoles contained in atoms or molecules.

(i) **Van der Waals Bonds:**

Atoms, molecules or ions of all substances exert attractive force on each other when they are brought closer bond so developed is known as Van der Waals bond. The forces that act are proportional to r^{-7} where r is separation between the atoms or molecules.

(ii) **Hydrogen Bond:**

Certain compounds, notably water, have much higher boiling and melting points than would be expected.

Example : Non-metallic hydrides H_2Te , H_2Se and H_2S .

Have the respective boiling points of -2° , -42° and -60° while H_2O with a still smaller molecular weight has a boiling point of $100^\circ C$.

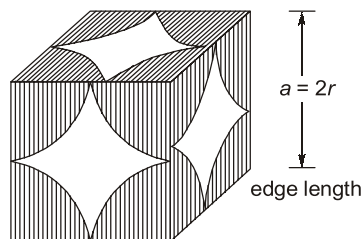
Q4 What are the main types of cubic crystal structure? Define atomic packing factor of all the cubic crystal structure materials.

Solution:

There are three types of cubic crystal structures:

- **Simple Cubic Crystal structure (SCC):**

In this structure, there is one Lattice point at each of the eight corners of the unit cell. It has a coordination number of six.



Atomic Packing Factor (APF) of the crystal structure is defined as the ratio of total volume of the atoms per unit cell to the volume of the unit cell. It is also known as packing efficiency (η).

Here,

$$APF = \frac{1 \times (\pi/6) a^3}{a^3} = \frac{\pi}{6} = 0.524$$

\therefore % APF = 52.4% filled

- **Body Centred Cubic structure (BCC):**

In this structure, in a unit cell there are eight corners and another atom is at the body centred. It has a co-ordination number of eight.

Note: (i) Simple cubic crystal

$$APF = 0.524 = 52.4\%$$

(ii) BCC, APF = 0.68 = 68%

(iii) FCC, APF = 0.74 = 74%